

# BIOMEDICAL ADMISSIONS TEST (BMAT)

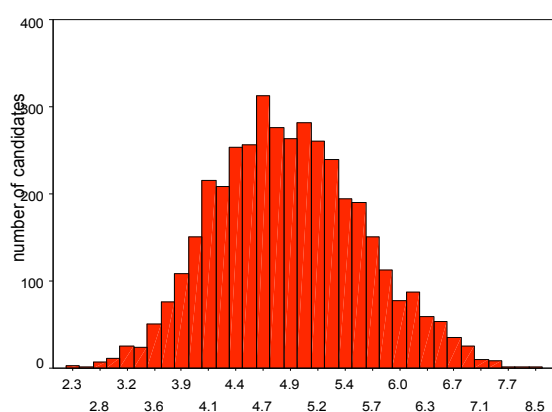
## November 2003

### Sections 1 and 2

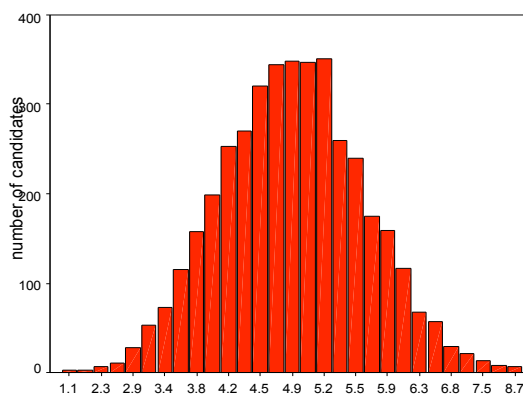
Sections 1 and 2 are marked by UCLES with results being reported on the BMAT scale.

The BMAT scale runs from 1 to 9, with scores being reported to one decimal place, but extreme scores are expected to be comparatively rare. It has been designed so that typical applicants to the most highly selective undergraduate university courses in the UK (who are by definition academically very able) will score around 5.0. The best applicants will score more highly, but 6.0 represents a comparatively high score and only a few very exceptional applicants will achieve BMAT scores higher than 7.0.

The distributions of November 2003 BMAT scores for Sections 1 and 2 are shown in the following frequency distributions.



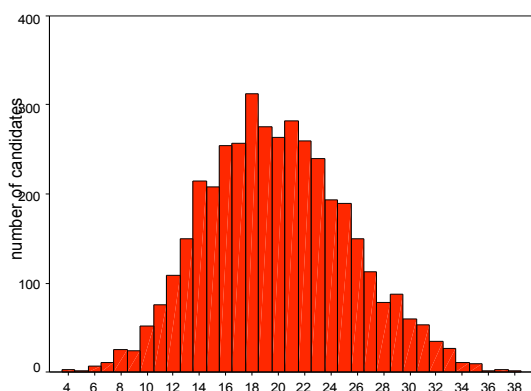
Section 1 BMAT score



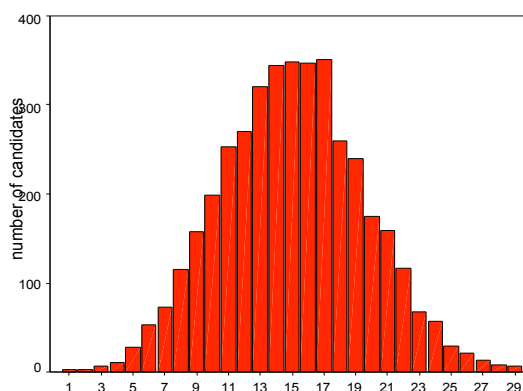
Section 2 BMAT score

Although the results for Sections 1 and 2 are best expressed as BMAT scores, it is possible for you to work back to a good approximation of how many items you answered correctly by finding the corresponding position (vertically below your BMAT score) in the following frequency distributions of raw marks.

You should not need your actual raw scores but if, for some reason you do, please write to the BMAT Support Team at OCR, 1 Hills Road, Cambridge CB1 2EU enclosing a stamped addressed envelope by 16 January 2004.



Section 1 raw score



Section 2 raw score

### Section 3

UCLES does not mark Section 3. Copies of Section 3 are provided to the universities to help them with their admissions procedures. There is no outcome to report.