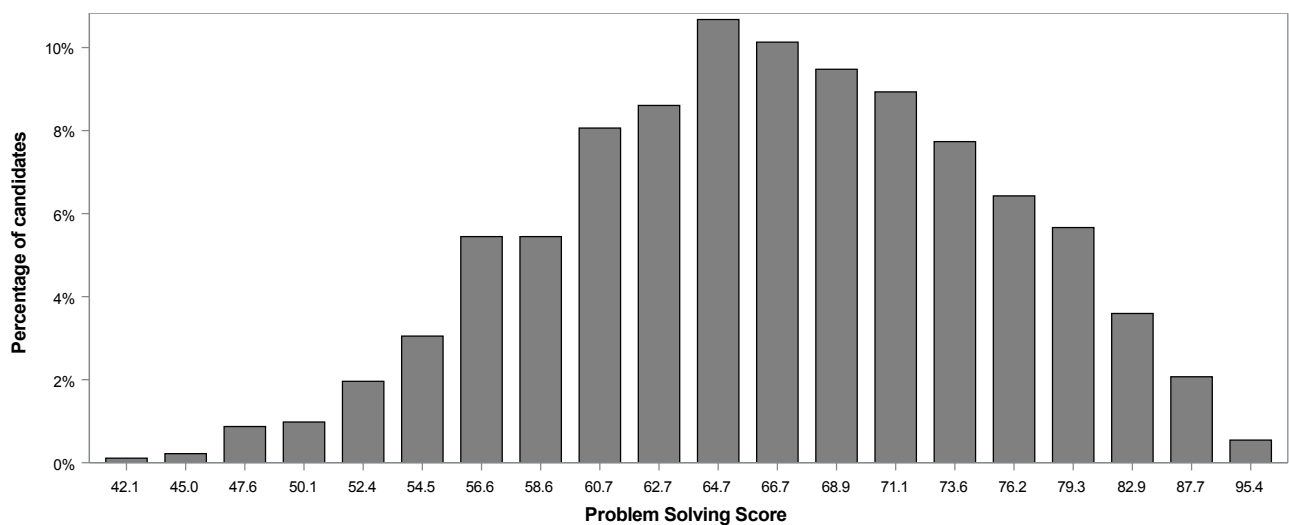


TSA Oxford Section 1 Explanation of Results

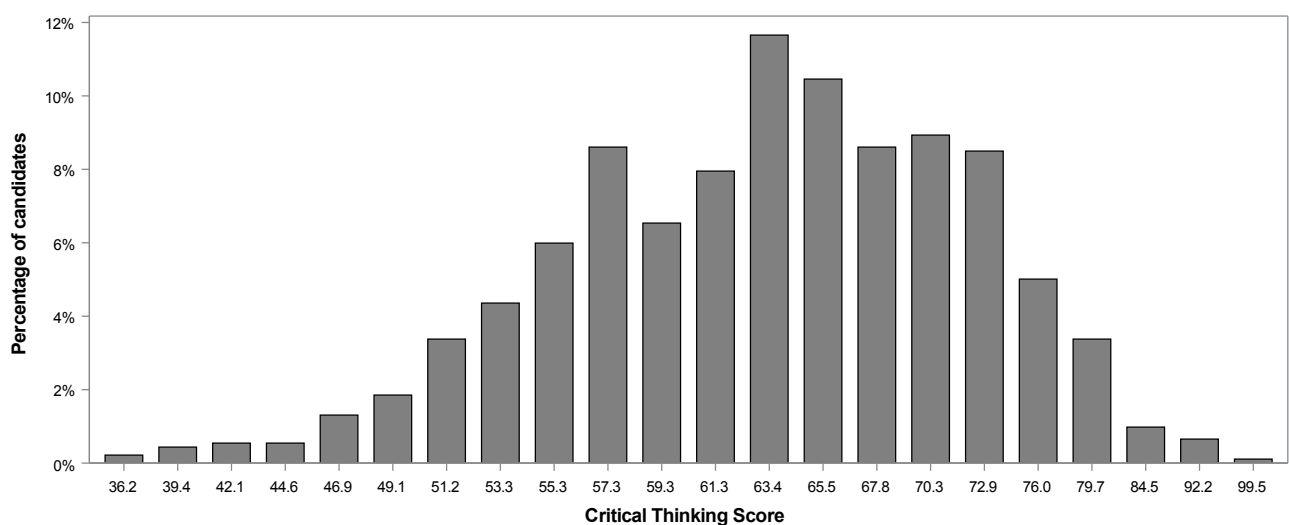
Total raw scores on the TSA Oxford Section 1 are converted to scores on a scale which runs roughly from 0 to 100, but which varies to take into account the overall difficulty of the questions included in a test. The use of this scale allows the scores of candidates who have taken different versions of the test to be directly compared. Extreme scores are expected to be comparatively rare. The scale has been designed so that typical applicants to the most highly selective undergraduate university courses in the UK (who are by definition academically very able) will score around 60. The best applicants will score more highly, but 70 represents a comparatively high score and only a few very exceptional applicants will achieve scores higher than 80.

Charts showing the October 2019 TSA Oxford Section 1 score distributions are presented below.

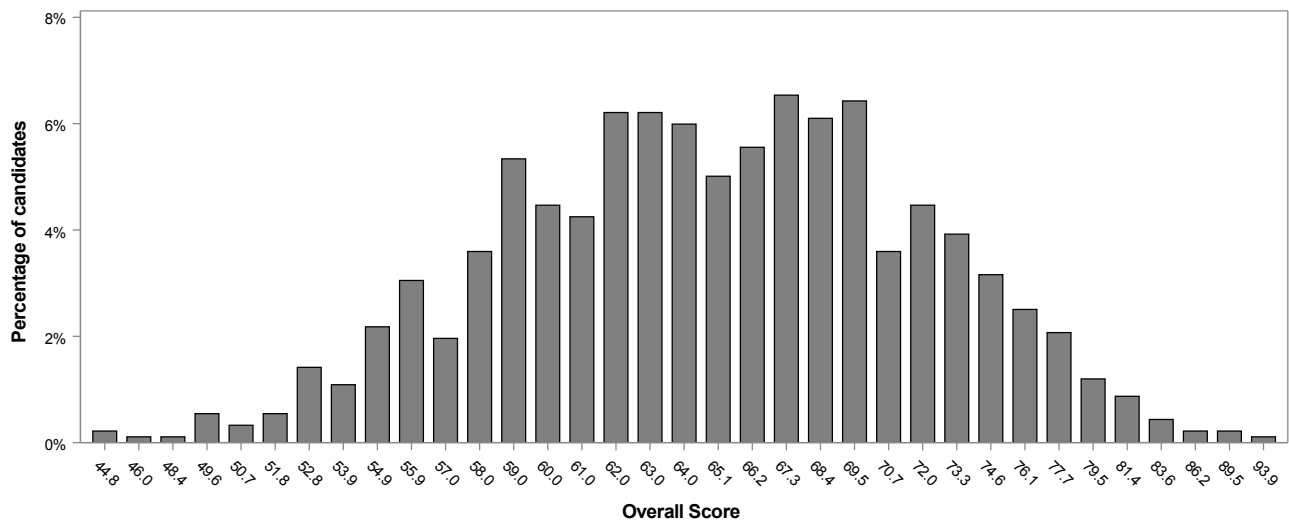
Section 1 - Problem Solving Score



Section 1 - Critical Thinking Score



Section 1 - Overall Score



Use of TSA Oxford Results

TSA Oxford helps admissions tutors to assess whether candidates have the skills and aptitudes that are required to study at the highest level - for example, the ability to think critically, reason analytically, and use language accurately and effectively - without having to rely on any particular subject knowledge.

This test is only one of the elements used in the admissions process. Others include a candidate's academic record and forecast grades in school-leaving examinations; UCAS application form; examples of recent written work submitted to the college to which they are applying; and performance at interview, if invited to attend.

For further information, please see the Cambridge Assessment Admissions Testing website: www.admissionstesting.org/tsa-oxford and the Oxford admissions web pages: www.ox.ac.uk/admissions/undergraduate_courses